

Be in the Know About I-O

SIOP MEMBERSHIP AND CONFERENCE SNAPSHOT

SIOP is the premier professional association for the science and practice of Industrial-Organizational (I-O) psychology. I-O psychology is a dynamic and growing field that addresses workplace issues at the individual and organizational level.

I-O psychologists apply research that improves the well-being and performance of people and the organizations that employ them. This involves everything from workforce planning, employee selection, and leader development to studying job attitudes and job motivation, implementing work teams, improving diversity and inclusion, and facilitating organizational change.

● If you would like to apply for SIOP membership, click [here](#) to learn more.

● If you would like to inquire about any other SIOP demographic information, please read through the **Membership Data Governance Policy**. Requests for data can be submitted using the **Request Form**.

THE SIOP MEMBERSHIP



9,643

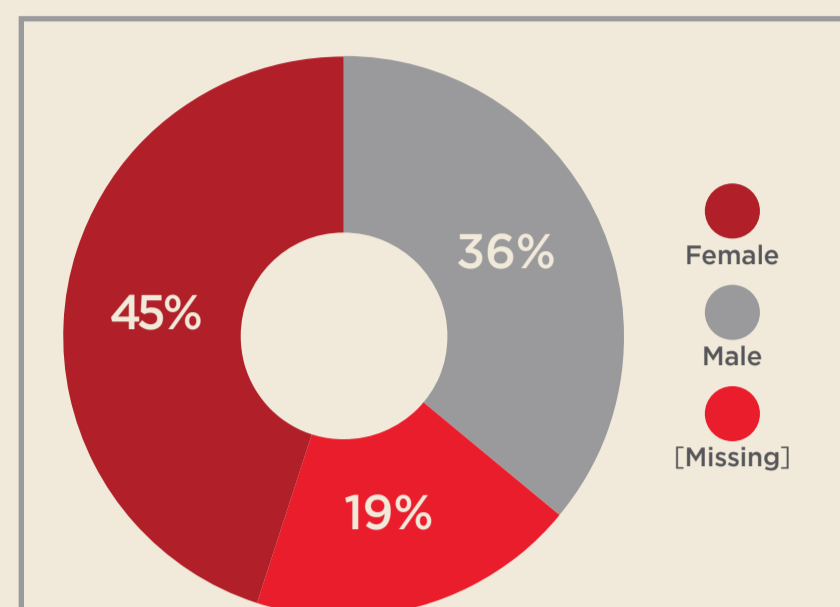
In the 2019-2020 membership year, there were close to 10,000 SIOP members.



SOCIETY for INDUSTRIAL and ORGANIZATIONAL PSYCHOLOGY

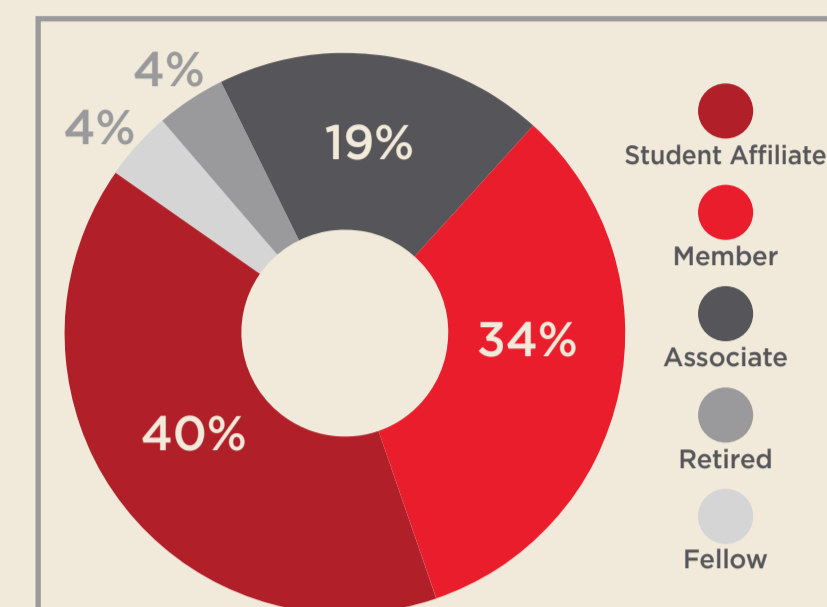
SCIENCE FOR A SMARTER WORKPLACE

Gender Composition of SIOP Membership



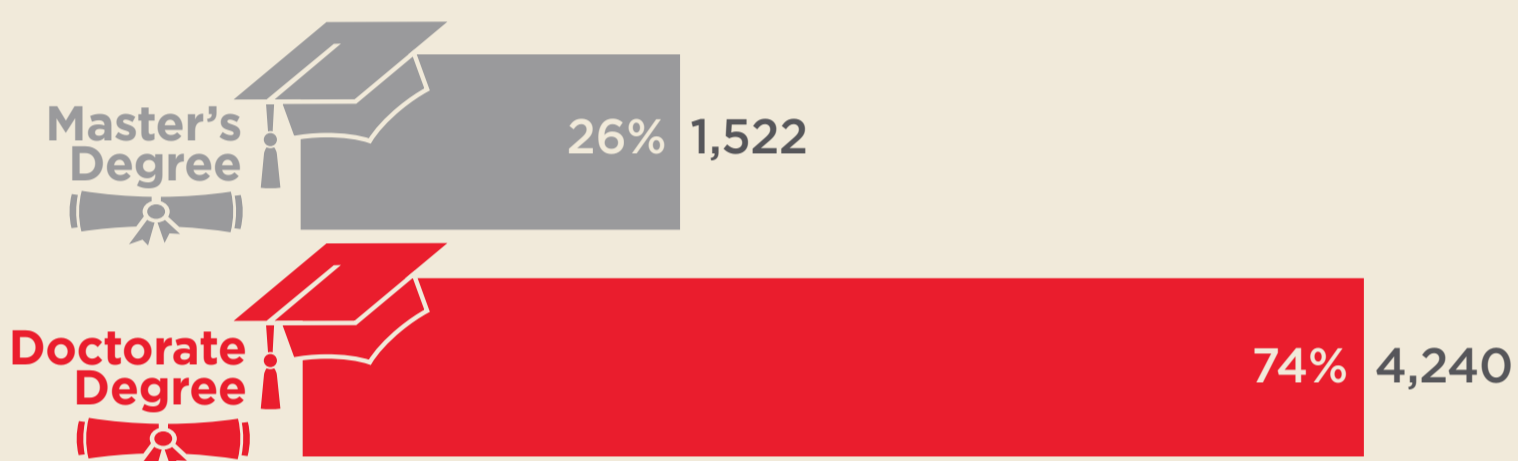
The majority of SIOP members identify as female, but we are still missing data from some members. See below for how to update your demographic information.

Membership Categories for SIOP Members



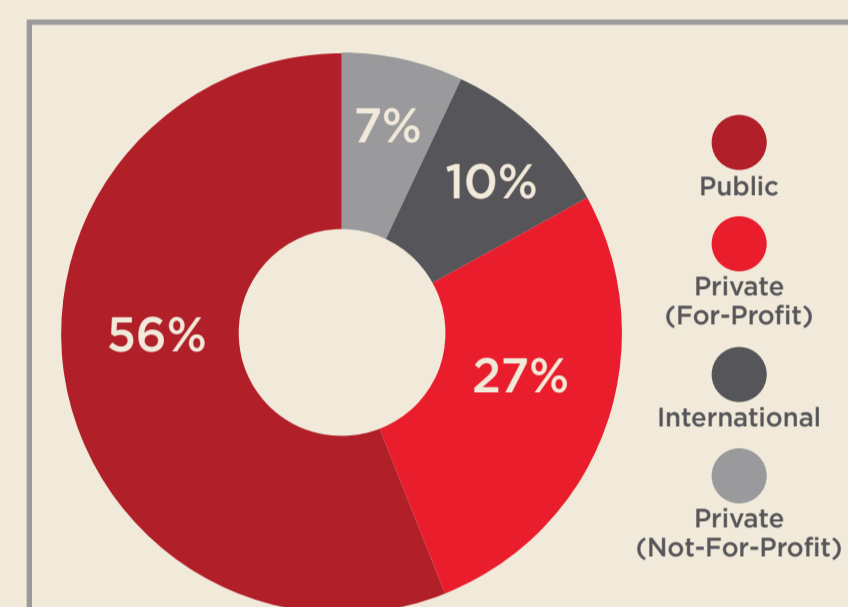
SIOP has five distinct membership types, and is comprised mostly of Student Affiliates (individuals currently pursuing a post-baccalaureate degree) and Members.

Degrees Held By SIOP Non-Student Members



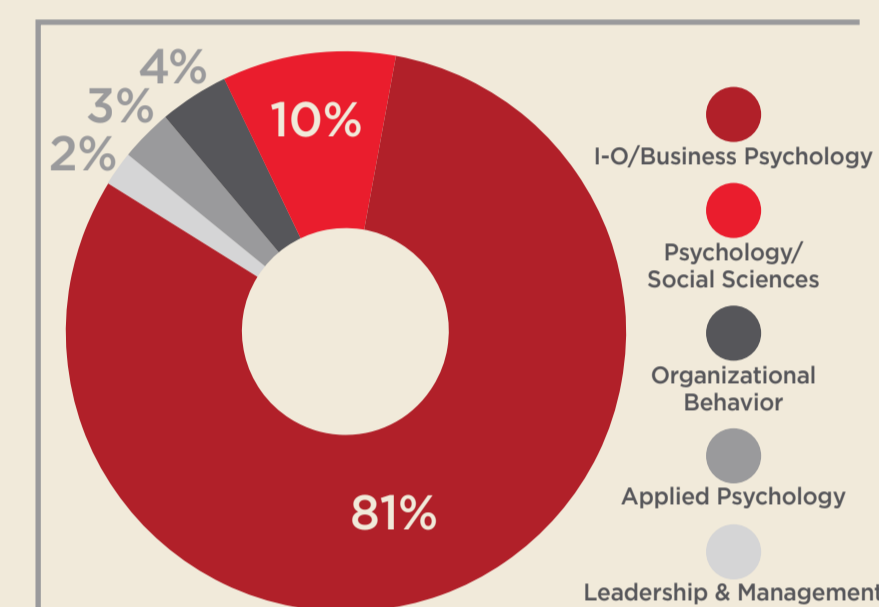
SIOP members are highly educated and well trained. Roughly two-thirds of nonstudent SIOP members hold doctorates, while one-third hold masters. Students were omitted because they are currently working towards their degrees.

Type of Institutions Where Degrees Were Attained



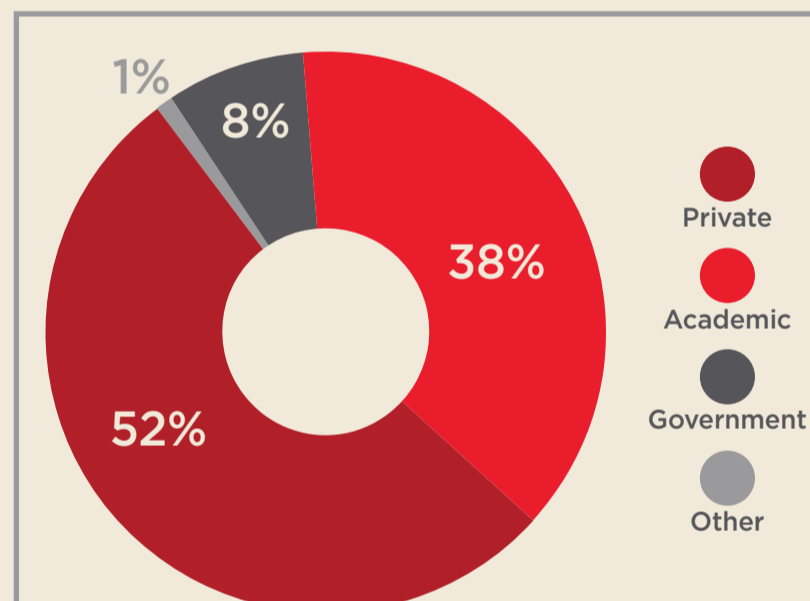
These degrees were earned at four main types of institutions, with a little over half of SIOP members attending public institutions.

Top Five Areas of Study at Attended Institutions



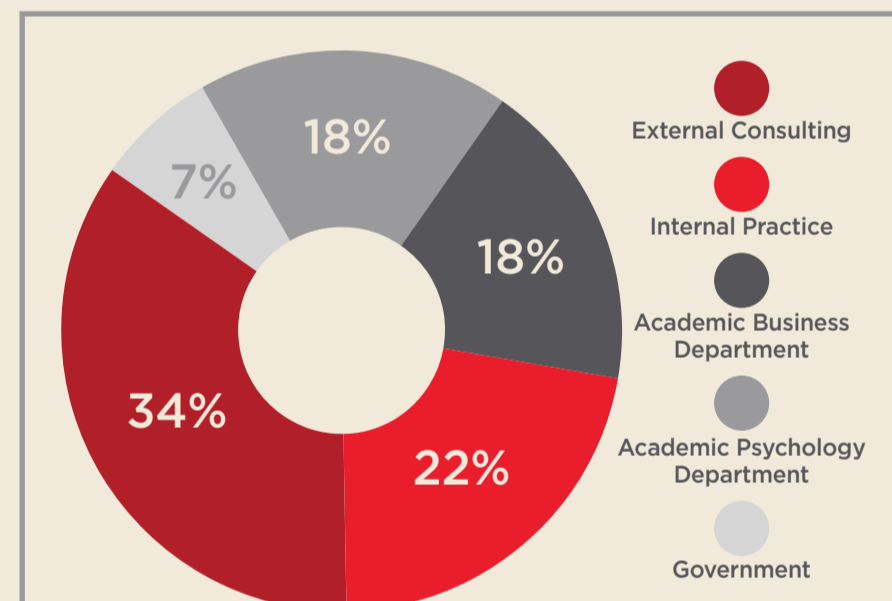
Though most members studied I-O or Business Psychology, a sizable portion of our membership brings perspective from additional discipline.

General Career Sectors



There is a growing trend of SIOP members working in applied fields more than academic fields.

Top Five Career Sub-Sectors



Within the public, private, government, and academic sectors, these are the top five sub sectors in which members work.

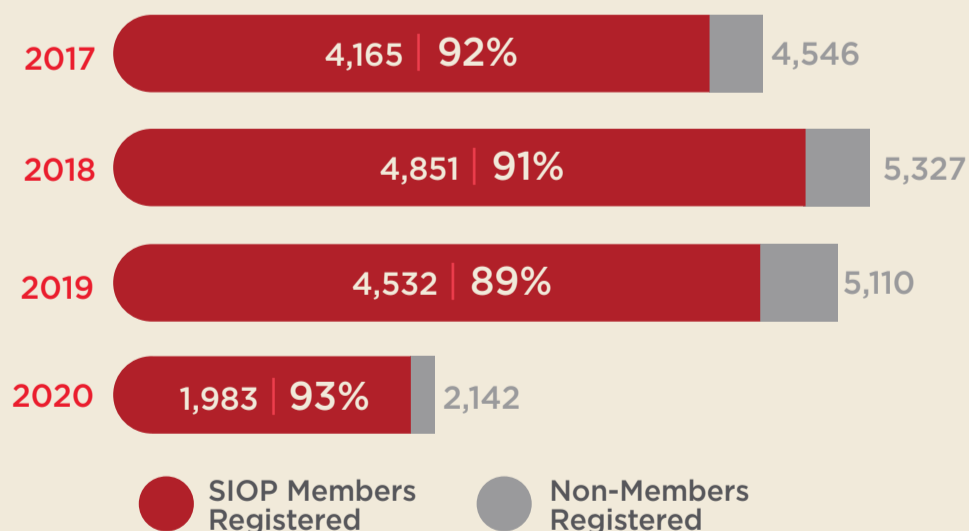
SIOP members come from all across the globe:



THE SIOP CONFERENCE

The annual SIOP Conference is a major draw for members with roughly **50%** of members attending every year.

Member Attendance vs. Non-Members



NOTE: Numbers do not include exhibitors and other special registrations that are included in overall annual totals reported elsewhere by SIOP.

The 5 most popular SIOP topics during the conference:



Practitioner targeted submissions tended to have the highest engagement at the conference.

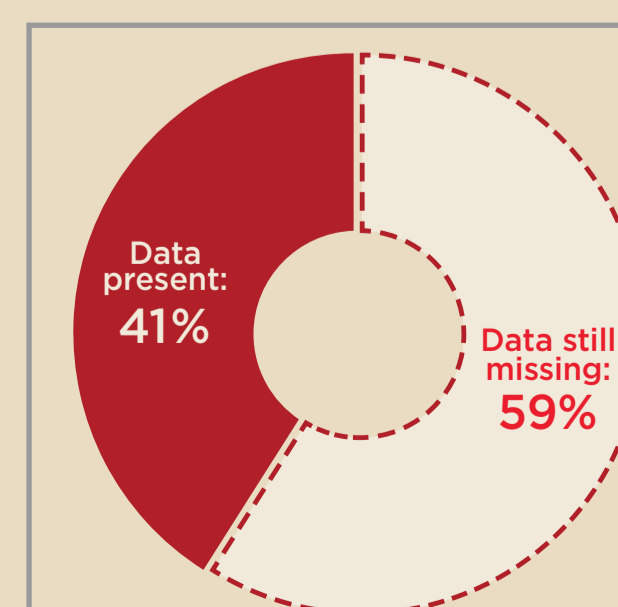
SIOP MEMBERS: TAKE ACTION!

At right, you will find some categories of demographic data that are missing enough information we are unable to currently report the numbers. Once we receive more demographic information for members, we will be able to report the specific numbers for these categories.

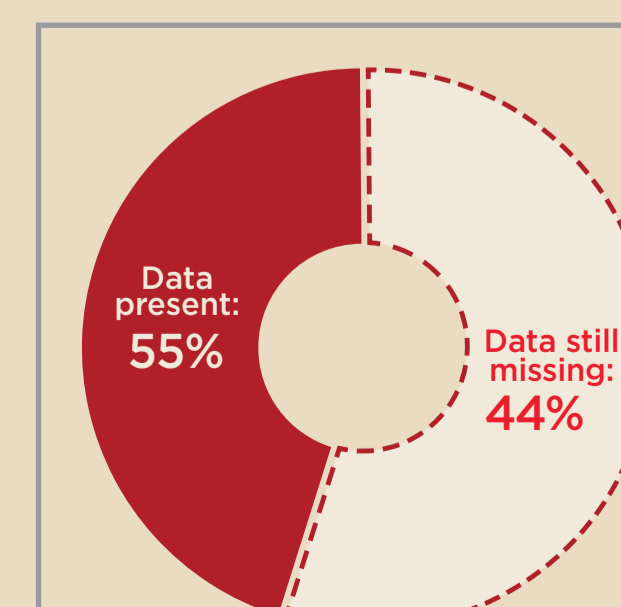
Please follow these steps to check that you have reported your information:

- 1 Log into your account at [siop.org](#).
- 2 In the top right corner click **My Account** and then **Manage My Account**.
- 3 Under **Account Actions** on the right-hand side, choose **Edit Demographic Information**.
- 4 Update your information, including birthdate and ethnicity fields, and click **Save** at the bottom of the page.

Percentage of Age Data Missing



Percentage of Ethnicity Data Missing



NOTE: Due to rounding, percentages may not add up to 100%.